

# LOGGING ON



PaxtonLive runs through a web browser which can be accessed from any device from any location with internet access.

## STEP 1

Open your web browser and enter the following address:-

**<https://online.paxsoft.co.uk>**

Enter your credentials, for example:-

Username: PXG1234


Password: ABC-123-A

A screenshot of a web browser showing a login form. At the top is a search bar. Below it, the text "Log on" is displayed. There are two input fields: "User name:" and "Password:". The "Password:" field has an eye icon to its right. A "Log on" button is positioned below the password field.

## STEP 2

The following login screen will be displayed:-

Double click your database. Alternatively click on the Demo Data button and double click the demonstration database that you wish to use.




## STEP 3

Log in with your Usercode and Passcode, for example:-

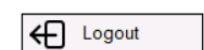
Usercode: NCI-025-AT

Passcode: 123456



## LOGGING OFF

To Log out correctly click on the Logout button



Then click on OK to Close Paxton Live

